



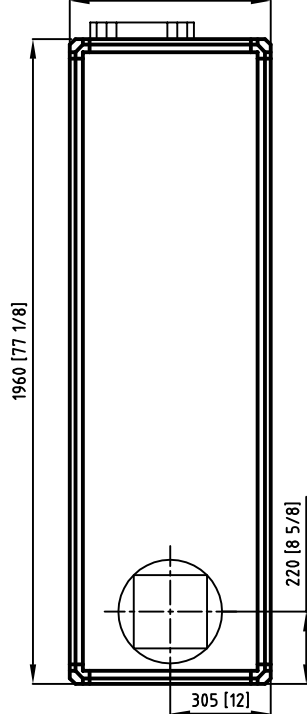
Exhaust/outdoor - air Exhaust/outdoor - air



1070 [42 1/8]



610 [24]



1960 [77 1/8]

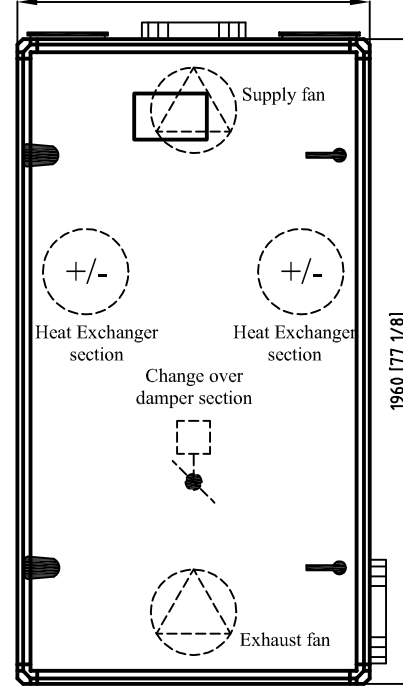
220 [8 5/8]

305 [12]

Supply air



1070 [42 1/8]



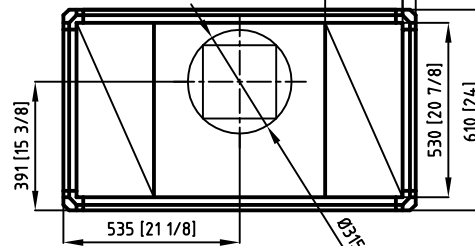
1960 [77 1/8]

Exhaust air



235,63 [9 1/4]

39,38 [1 1/2]



391 [15 3/8]

535 [21 1/8]

235,63 [9 1/4]

530 [20 7/8]

610 [24]

Ø315 [12 3/8]

Standard Blowers DDM 9/7 Alternate Blower: DD 9-7 TH

Filter:

1 - 12 x 12 x 2

AL-Cellstack:

2 x 2- 995mm x 200mm x 220mm

Adj.Cellstack:

2 x 1- 995mm x 150mm x 330mm

Actual components detailed by enclosed specification

Notes:

.....

Exhaust filters and cooling/heating coils are available as extras. Extra coils will be placed in a separate unit after the main unit. The unit's dimensions are based on the size of the chosen coil and appropriate inspection plenum.

Drawing subject to change without notice

Tempeff North America Ltd.
 1369 Erin Street, Winnipeg, MB
 Tel:(204) 783-1902, Fax:(204) 633-0496

NOTES:
 S SPLIT FOR SHIPMENT

1. SERVICE ACCESS PANELS MUST NOT BE OBSTRUCTED RECOMMENDED CLEARANCE = SECTION SIZE.
2. DIMENSIONS ARE SUBJECT TO MANUFACTURING TOLERANCES.

THIS DRAWING IS THE PROPERTY OF TEMPEFF NORTH AMERICA. UNAUTHORIZED USE OR DUPLICATION IS PROHIBITED. USE OTHER THAN INTENDED USE IS PROHIBITED

Drawn by: RE	Checked by: ---	Rev. 2004-10-07	Under rubrik: Sammanställning	Date: 2002-05-06	Scale: 1:20
-----------------	--------------------	--------------------	----------------------------------	---------------------	----------------

	RGSP 600 Standard Layout	
	3006 001	Supersedes: ---

1 2 3 4 5 6 7 8

A

B

C

D

E

F

A

B

C

D

E

F

1 2 3 4 5 6 7 8